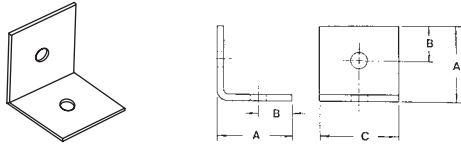




P.O. Box 3365 South El Monte, CA 91733 626.444.0541 Fax 626.444.3887 www.Afcon.org

560

SIDE BEAM BRACKET



| ROD SIZE | A | B | C | HOLE SIZE | STOCK SIZE | MAX. REC. LOAD LBS. |
|----------|--------|------|--------|-----------|--------------|---------------------|
| 3/8" | 2" | 3/4" | 2" | 7/16" | 3/16"x2" | 300 |
| 1/2" | 2" | 3/4" | 2" | 9/16" | 3/16"x2" | |
| 5/8" | 2" | 3/4" | 2" | 11/16" | 3/16"x2" | |
| 3/4" | 2 1/2" | 3/4" | 2 1/2" | 13/16" | 3/8"x 2 1/2" | 560 |
| 7/8" | 2 1/2" | 3/4" | 2 1/2" | 15/16" | 3/8"x 2 1/2" | |

SIZE - 3/8 thru 7/8 inch rod.

MATERIAL - Carbon Steel.

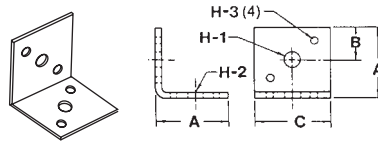
FINISH - Plain, E.G., H.D.G. and S.S.

FUNCTION - Practical and economical bracket used to support hangers from steel and wood beams.

ORDERING - Part #, rod size, and finish.

565

**SIDE BEAM BRACKET
6 HOLE**



| ROD SIZE | A | B | C | HOLE SIZE | | | STOCK SIZE | MAX. REC. LOAD LBS. |
|-----------|----|---------|----|-----------|------|------|------------|---------------------|
| | | | | H-1 | H-2 | H-3 | | |
| 3/8"x1/2" | 2" | 1 1/16" | 2" | 9/16 | 7/16 | 9/32 | 3/16"x2" | 300 |

SIZE - 3/8 thru 1/2 inch rod.

MATERIAL - Carbon Steel.

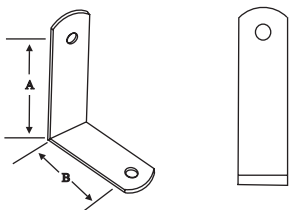
FINISH - Plain, E.G., H.D.G. and S.S.

FUNCTION - Practical and economical bracket used to support hangers from steel and wood beams.

ORDERING - Part #, rod size, and finish.

580

ANGLE BRACKET



| SIZE A B | HOLE SIZE | STOCK SIZE | MAX. REC. LOAD LBS. |
|----------|-----------|------------|---------------------|
| 3 x 2 | 7/16 | 1/4x1 1/4 | 180 |
| 4 x 3 | 7/16 | 1/4x1 1/4 | |
| 3 x 2 | 9/16 | 3/8x1 1/2 | 390 |
| 4 x 3 | 9/16 | 3/8x1 1/2 | |

MATERIAL - Carbon Steel.

FINISH - Plain, E.G. and H.D.G.

FUNCTION - Designed for supporting pipe at various distances from wall or column.

ORDERING - Part #, size and finish.

